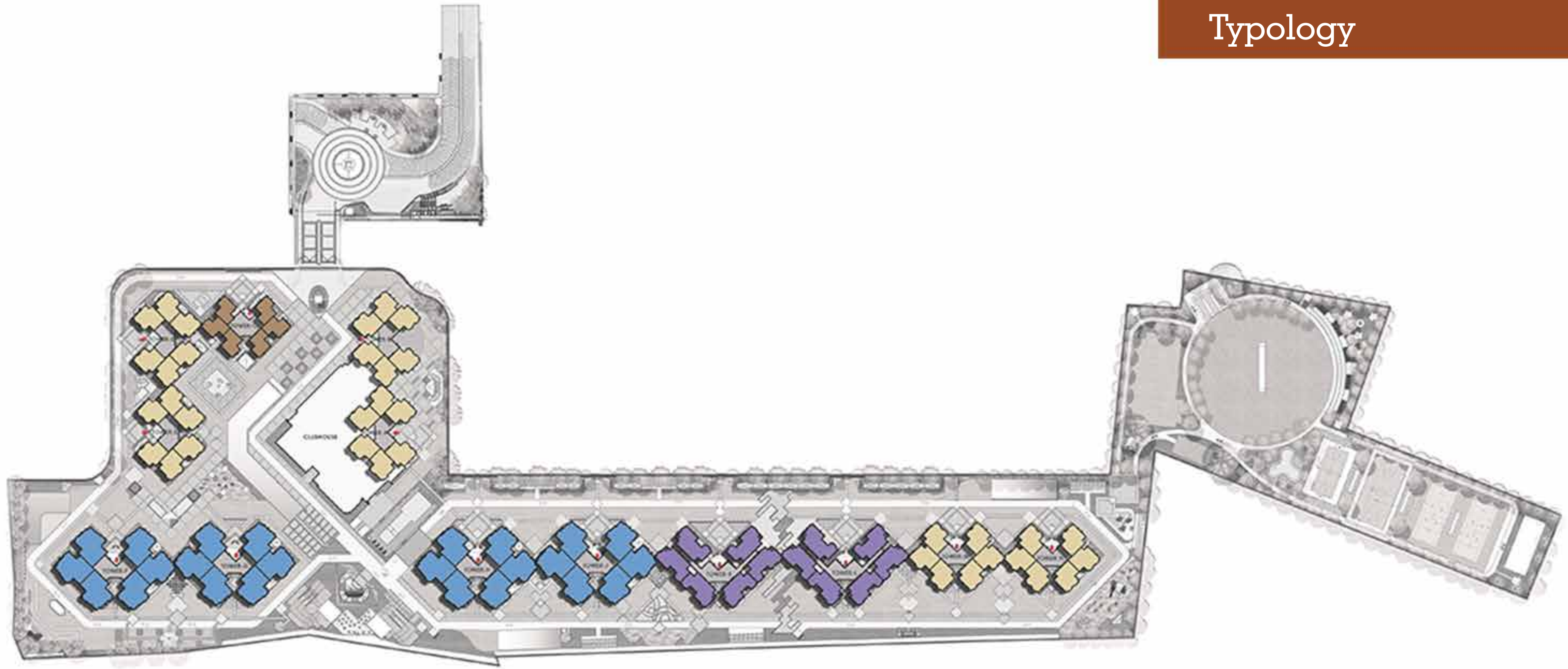






# Typology



	<b>2LUX</b>		<b>3PRE</b>
	<b>2STN</b>		<b>2A+1A / 3STN</b>

## 2STN | 2-Bed (Standard)

Carpet Area: 529.4 sft (49.2 sqm)

Gross Salable Area: 735 sft (68.3 sqm)

## Floor Plan



## 2LUX | 2-Bed (Luxury)

Carpet Area: 754.6sft (70.1 sqm)

Gross Salable Area: 1,047 sft (97.3 sqm)

## Floor Plan



## 2A+1A | 2-Bed + 1-Bed (Attached)

Carpet Area: 1,006.5 sft (93.5 sqm)

Gross Salable Area: 1,397 sft (129.8 sqm)

## Floor Plan



### 3STN | 3-Bed (Standard)

Carpet Area: 1,006.5 sft (93.5 sqm)

Gross Salable Area: 1,397 sft (129.8 sqm)

## Floor Plan



### 3PRE | 3-Bed (Premium)

Carpet Area: 1,242.3 sft (93.5 sqm)

Gross Salable Area: 1,724 sft (160.2 sqm)

## Floor Plan

